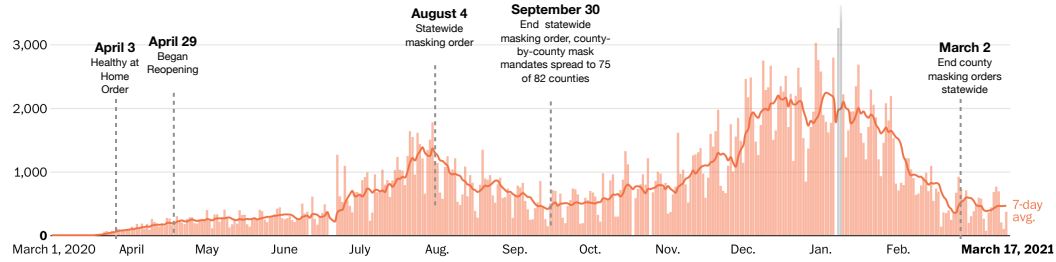


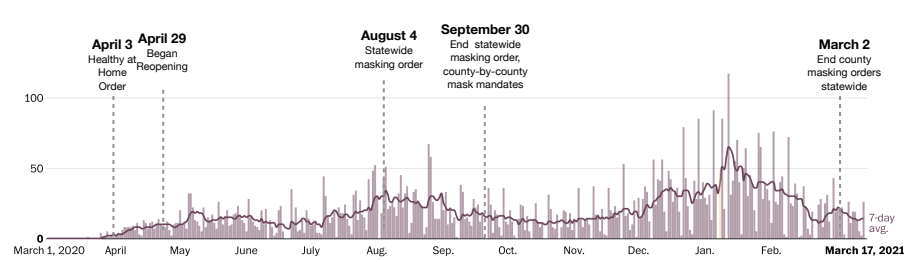
# MISSISSIPPI CORONAVIRUS DASHBOARD MARCH 17, 2021

Mississippi reopens again, but will residents win the race between vaccination and the virus? Full participation in vaccinations and continued public health vigilance will be key. Experts caution against relaxation of masking and other precautions. **1**



Charts and rankings: [Washington Post](#). (Masking dates added by MCJ)

**New reported cases per day**



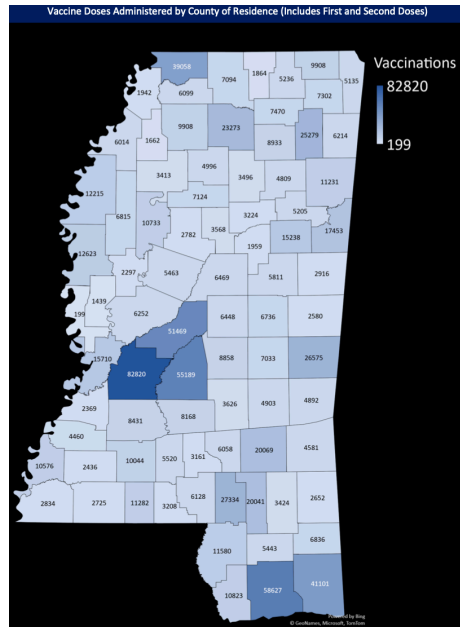
**New reported deaths per day**

**1** After emerging from a lethal winter surge in cases and deaths, Mississippi has ended statewide mask mandates as of March 2, and opened vaccinations up to all adults. CDC forecasts a continued drop in weekly cases over next month. [CDC](#). National health experts caution, however, that the state is among 15 states at risk for an uptick in infections. [ABC News](#).

**2** Just over 11% of Mississippians have been fully vaccinated, with 20% receiving one injection. Twice as many Whites than Blacks have received vaccinations. [MDOH](#).

**3** Mississippi is 1st in deaths, 3rd in cases, and tied for 1st (with LA and SC) in vaccinations per capita among Deep South states. ([Washington Post](#)). Mississippi's case rate is 20% above the national rate.

Mississippi has administered twice as many vaccines to Whites than Blacks while Hispanics account for only 1% of total doses. **2**



|                     | One dose | Fully vaccinated | % of total doses |
|---------------------|----------|------------------|------------------|
| <b>White</b>        | 360,993  | 270,499          | 64%              |
| <b>Black</b>        | 178,595  | 76,288           | 28%              |
| <b>Non-hispanic</b> | 547,926  | 305,842          | 90%              |
| <b>Hispanic</b>     | 8,241    | 3,300            | 1%               |


See this [video clip](#) by Pastor Lazarus Taylor, Tchula, MS, on concerns and answers about COVID vaccination.

Additional resources [here](#) and [here](#).

MS is 1st in rate of deaths, 3rd in cases, and tied for 1st in vaccinations per capita in Deep South states. **3**

|    | Pop. millions | Tests Per Capita | Cases per Capita | Deaths per Capita | Rank cases/deaths | Vaccination % Partial/full (Rounded) |
|----|---------------|------------------|------------------|-------------------|-------------------|--------------------------------------|
| LA | 4.6           | 81,639           | 9,438            | 213               | 5/2               | 20/11                                |
| MS | 2.9           | 42,215           | 10,122           | 233               | 3/1               | 20/11                                |
| AL | 4.9           | 35,264           | 10,375           | 211               | 2/3               | 18/10                                |
| GA | 10.6          | 45,207           | 9,762            | 172               | 4/5               | 16/10                                |
| SC | 5.1           | 53,996           | 10,388           | 173               | 1/4               | 20/11                                |

MS racial disparities narrowed further in cases and deaths. **4**



**4** Whites continue to lead Blacks in total cases and deaths and the disparities continue to narrow. For Black Mississippians, cases and deaths are 0% and 5% higher respectively than the Black share of the state's population. For Whites, cases and deaths are 6% lower than the White share of the state's population. For both groups the disparities have reduced by double digits since the statewide mask mandate ended.

Mississippi is 51st in the nation in daily testing for coronavirus, with 666 daily tests per million, below the national average of 1,510. [Kaiser Family Foundation](#). The state's cumulative percent positivity rate is 16%, over three times higher than the national average of 4.7%. [Mayo Clinic](#).

For MCJ's legal response to the COVID-19 pandemic, please visit our [COVID page](#).

