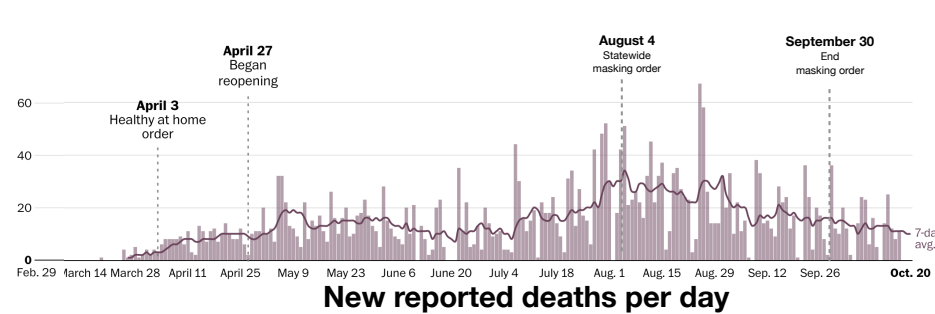
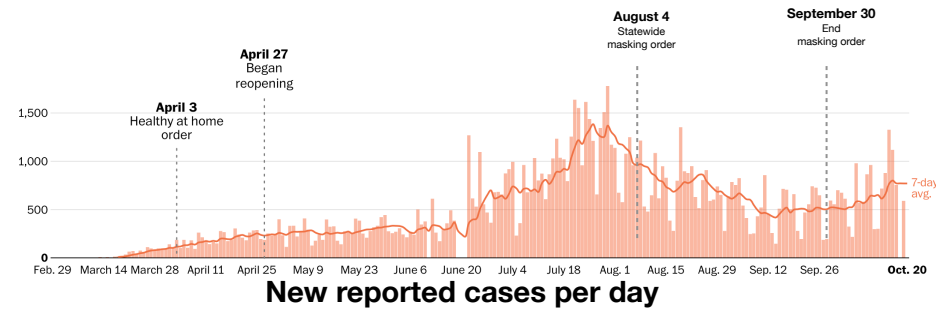


MISSISSIPPI CORONAVIRUS DASHBOARD OCTOBER 20, 2020

SECOND WAVE: Mississippi has seen a 40% jump in cases since our statewide mask mandate ended. WHITE CASES SURGE: Over the past two weeks COVID cases for Whites outnumbered Blacks by almost 2 to 1. White cases and deaths now lead Black cases and deaths for the first time. ❶



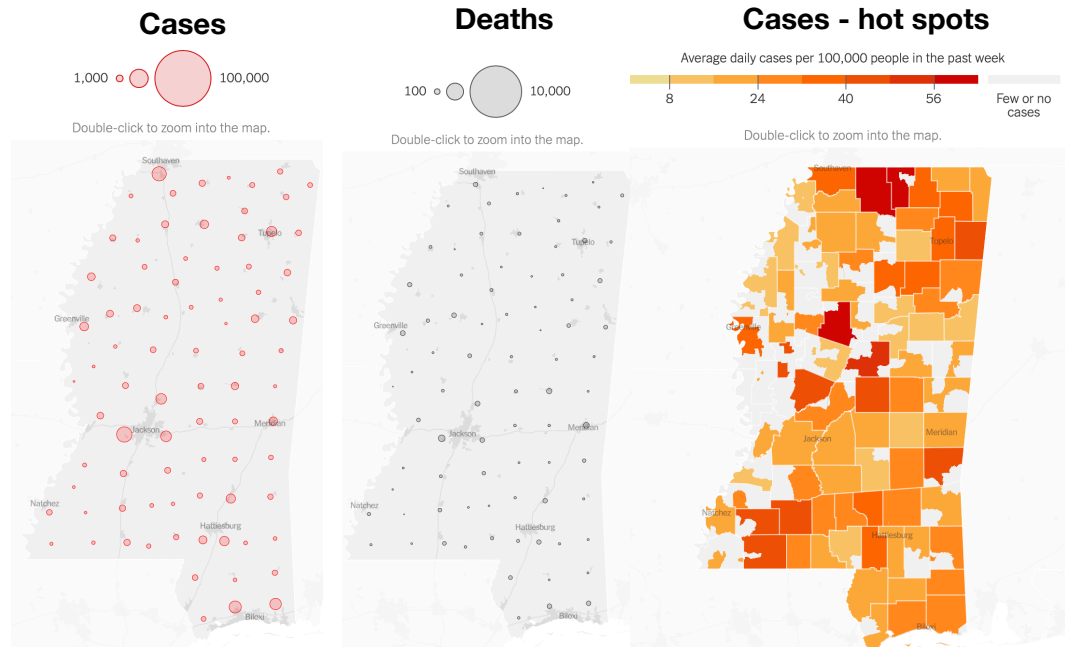
Charts and rankings: [Washington Post](#), [NYT](#), (masking order date added by MCJ)

❶ Mississippi's daily case rate (7 day rolling average) has risen 40% since our statewide mask mandate ended on September 30. A recent surge in White cases is due to lower compliance with masking and social distancing. [Daily Beast](#). Since the mask mandate ended, usage rates have risen for hospitalizations (25%), intensive care units (12%), and ventilators (3%). Derived from [Mississippi Department of Health data](#). For the past week, the state's percent positive test rate stands at 18%. [Washington Post](#).

❷ Rural White Mississippians are driving the second wave of infections. 4 out of the 5 counties with highest rates of new infection are predominantly white and rural. Clusters include higher education (2,452), prisons (1,242), and other sites (1,049). No data are reported on meat processing facilities. [NYT](#). [Daily Beast](#).

❸ Mississippi remains 2nd among the Deep South states in cases, and deaths per capita, and continues to narrow the gap with Louisiana in cases and deaths since June 10. It now is 4th in tests in Deep South behind all but Alabama. (Washington Post).

Rural mostly white counties now have among the highest rates of new infections. Clusters include higher education, prisons, and other facilities, but there is no data on meat packing facilities. ❷

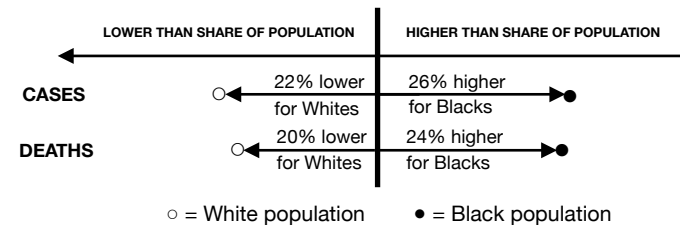


Maps: [NYT](#)

MS is 2nd in rate of cases and deaths in Deep South. ❸

	Population (millions)	Tests Per 100,000 residents	cases per 100,000 residents	deaths per 100,000 residents	Rank (cases/deaths)
LA	4.6	55,696	3,854	124	1/1
MS	2.9	28,110	3,724	107	2/2
AL	4.9	25,903	3,588	57	3/5
GA	10.6	32,185	3,315	74	4/4
SC	5.1	32,490	3,339	75	5/3

MS racial disparities in cases and deaths have narrowed. ❹



❹ Whites now lead Blacks in our state in total cases and deaths; nevertheless racial disparities persist, although at lower rates. For Black Mississippians, COVID-19 cases and deaths are 26% and 24% higher respectively than the Black share of the state's population. For Whites, COVID-19 cases and deaths are 22% and 20% lower respectively than the White share of the state's population.

Mississippi is 45th in the nation in daily testing for coronavirus, with 1,465 tests per million, below the national average of 3,263. [Kaiser Family Foundation](#). The state's cumulative percent positivity rate is 13.16%, double the national average of 6.5%. [Mayo Clinic](#).

For MCJ's legal response to the COVID-19 pandemic, please visit our [COVID page](#).

