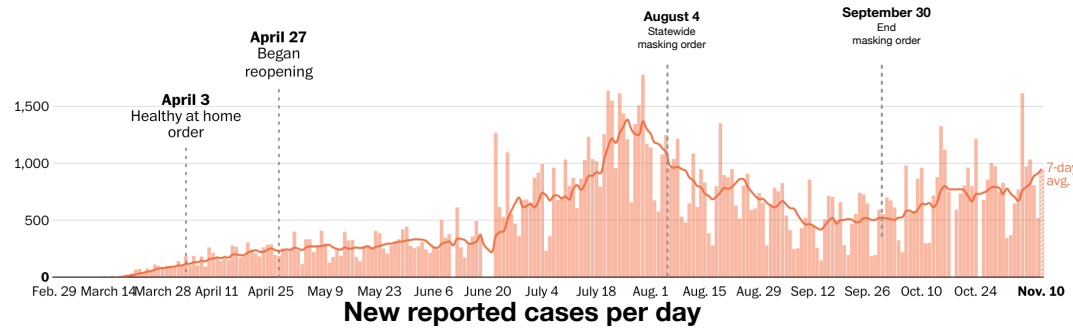
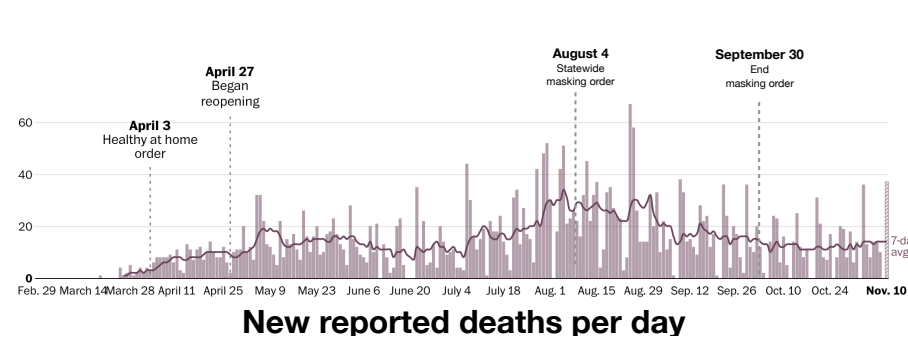


MISSISSIPPI CORONAVIRUS DASHBOARD NOVEMBER 9, 2020

Mississippi's case total has risen 28% since our statewide mask mandate ended. White COVID cases outnumbered Black COVID cases by almost 2 to 1 since the mask mandate ended. Total White cases and deaths continue to lead Black cases and deaths. ❶

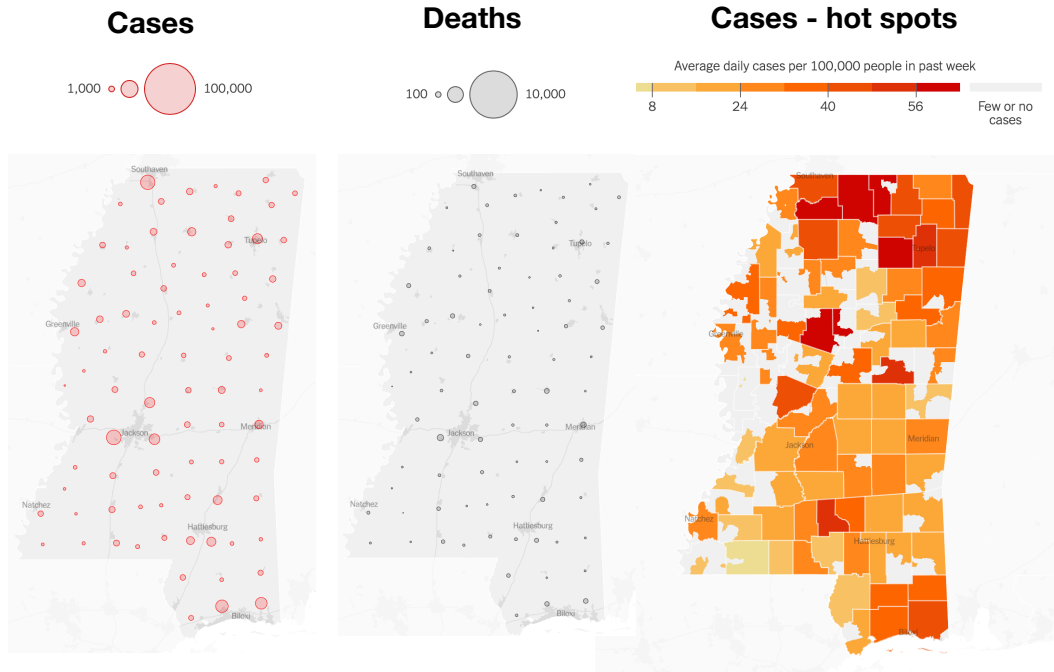


Charts and rankings: [Washington Post](#), [NYT](#). (masking order dates added by MCJ)



New reported deaths per day

Rural mostly white counties continue to have the highest rates of new infections. Clusters include higher education, prisons, and other facilities, but there is no data on meat packing facilities. ❷

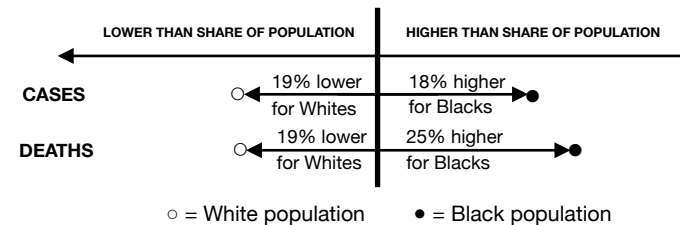


Maps: [NYT](#)

MS is 1st in rate of cases and 2nd in deaths in Deep South. ❸

	Population (millions)	Tests Per 100,000 residents	cases per 100,000 residents	deaths per 100,000 residents	Rank (cases/deaths)
LA	4.6	62,151	4,146	130	2/1
MS	2.9	33,494	4,256	115	1/2
AL	4.9	28,919	4,211	63	3/5
GA	10.6	36,416	3,956	84	4/4
SC	5.1	39,694	3,761	82	5/3

MS racial disparities narrowed further in cases and deaths. ❹



❶ Mississippi has added 28,319 cases, a 28% increase since its statewide mask mandate ended on September 30. White cases have grown at twice the rate as black cases due to reduced White use of masks and social distancing. [Daily Beast](#). Since the mask mandate ended, usage rates have risen for hospitalizations (43%), intensive care units (12%), and ventilators (8%). Data is derived from [Mississippi Department of Health data](#). For the past week, the state's percent positive test rate stands at 15%. [Washington Post](#).

❷ Rural White Mississippians are driving the second wave of infections. The 5 counties with highest rates of new infection are predominantly white and rural. Clusters include higher education (2,795) and prisons (1,215). No data are reported on meat processing facilities. [NYT](#), [Daily Beast](#).

❸ Mississippi rose to 1st in cases among the Deep South states and remains 2nd in deaths per capita. It now is 4th in tests in the Deep South behind all but Alabama. (Washington Post).

❹ Whites now lead Blacks in total cases and deaths and the disparities continue to narrow. For Black Mississippians, COVID-19 cases and deaths are 18% and 25% higher respectively than the Black share of the state's population. For Whites, COVID-19 cases and deaths are 19% lower than the White share of the state's population.

Mississippi is 48th in the nation in daily testing for coronavirus, with 1,655 tests per million, below the national average of 4,090. [Kaiser Family Foundation](#). The state's cumulative percent positivity rate is 12.7%, double the national average of 6.3%. [Mayo Clinic](#).

For MCJ's legal response to the COVID-19 pandemic, please visit our [COVID page](#).

